

Scaled data based on original data using
LM-79-08 Approved Method: Electrical and Photometric Measurements of Solid-
State Lighting Products

Test Report Prepared for
Cooper Lighting Solutions
(formerly Eaton)

Brand: STREETWORKS

Report Number: P533428

Luminaire Tested: **GLAN-SA8D-760-U-AFL-GRSWH**

Issue Date: 5/27/2021

Test Information

Test Method: LM-79-08
Report Number: P533428
TEST IS SCALED FROM IESNA LM-79-08 TEST DATA (G3-2011-057-28)
Test Lab: INNOVATION CENTER
Issue Date: 5/27/2021
Manufacturer: COOPER LIGHTING SOLUTIONS (FORMERLY EATON)
Product Line: STREETWORKS
Catalog Number: GLAN-SA8D-760-U-AFL-GRSWH
Description: GALLEON AREA AND ROADWAY LUMINAIRE
(8) 70 CRI, 5700K, 1200mA LIGHTSQUARES WITH 16 LEDS EACH AND AUTOMOTIVE
FRONTLINE OPTICS WITH WHITE GLARE REDUCTION SHIELD
Light Source: -
Ballast/Driver: ELECTRONIC DRIVER

Summary

Lumens per Lamp: N/A
Luminaire Lumens: 56368 lumens
Efficiency: N/A
Efficacy: 114.3 lumens/watt
Luminous Opening: Rectangular (W 1.5' x L: 1.5' x H: 0')
IES Classification: Type II - Short
BUG Rating: B4 - U0 - G3

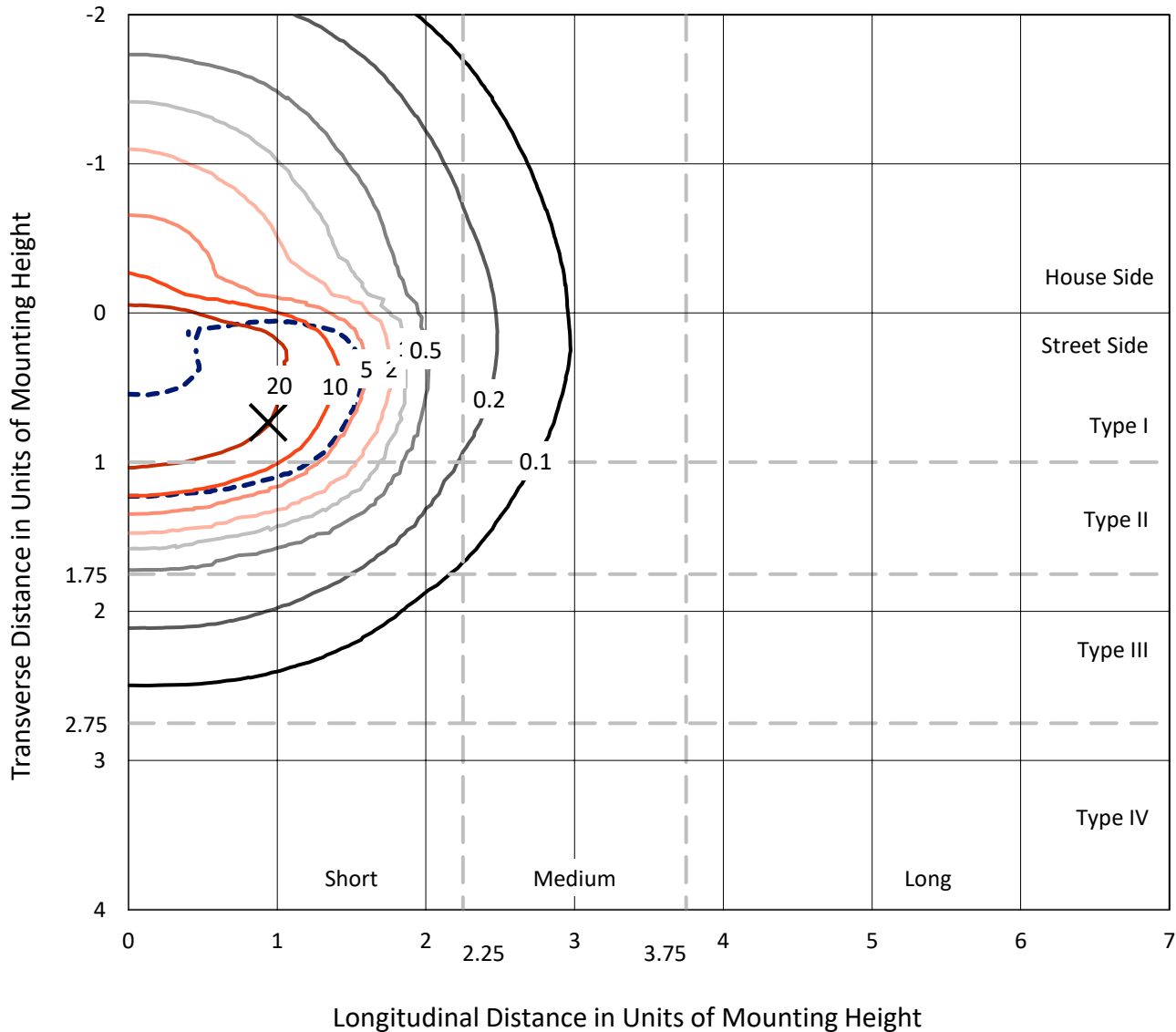
Input Watts (W): 493
Input Voltage (V): NR
Input Current (Ain): NR
Voltage Rise (V): NR
Power Factor: NR
Total Harmonic Distortion (THDi): NR
Frequency (hertz): 60
Stabilization Time: NR
Operation Time: NR
Ambient Temperature (°C): NR
Test Distance: 24 FT



REPORT NUMBER: P533428
 CATALOG NUMBER: GLAN-SA8D-760-U-AFL-GRSWH

Iso-Footcandle Lines of Horizontal Illumination

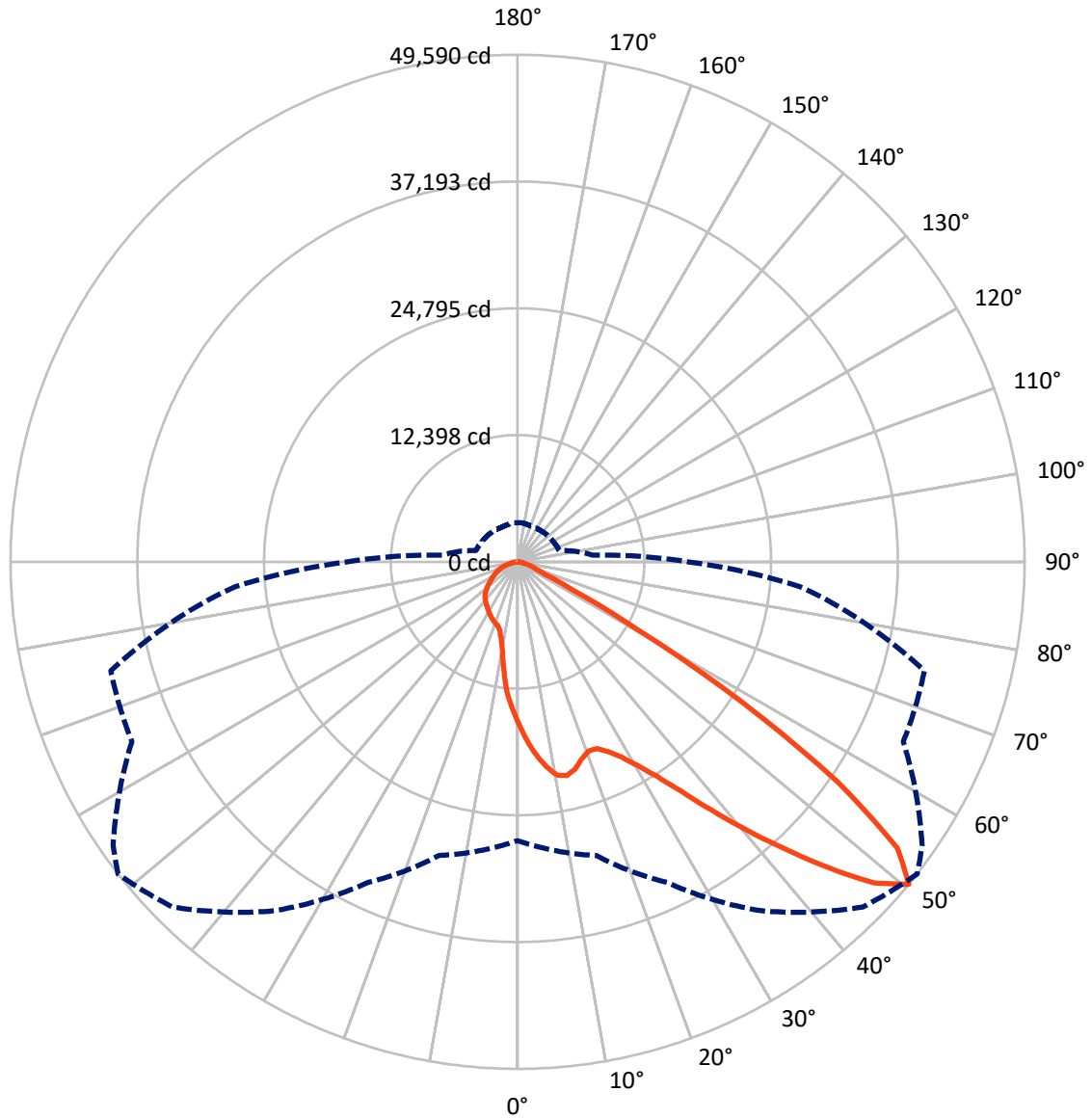
✕ Max cd
 - - - 1/2 Max cd



Based on 25 foot mounting height. Maximum calculated value = 32.5 fc
 Type II - Short - N/A

REPORT NUMBER: P533428
CATALOG NUMBER: GLAN-SA8D-760-U-AFL-GRSWH

Luminous Intensity Polar Plot



— Vertical Plane Through 52-Deg Lateral - - - Horizontal Cone Through 50-Deg Vertical

REPORT NUMBER: P533428
 CATALOG NUMBER: GLAN-SA8D-760-U-AFL-GRSWH

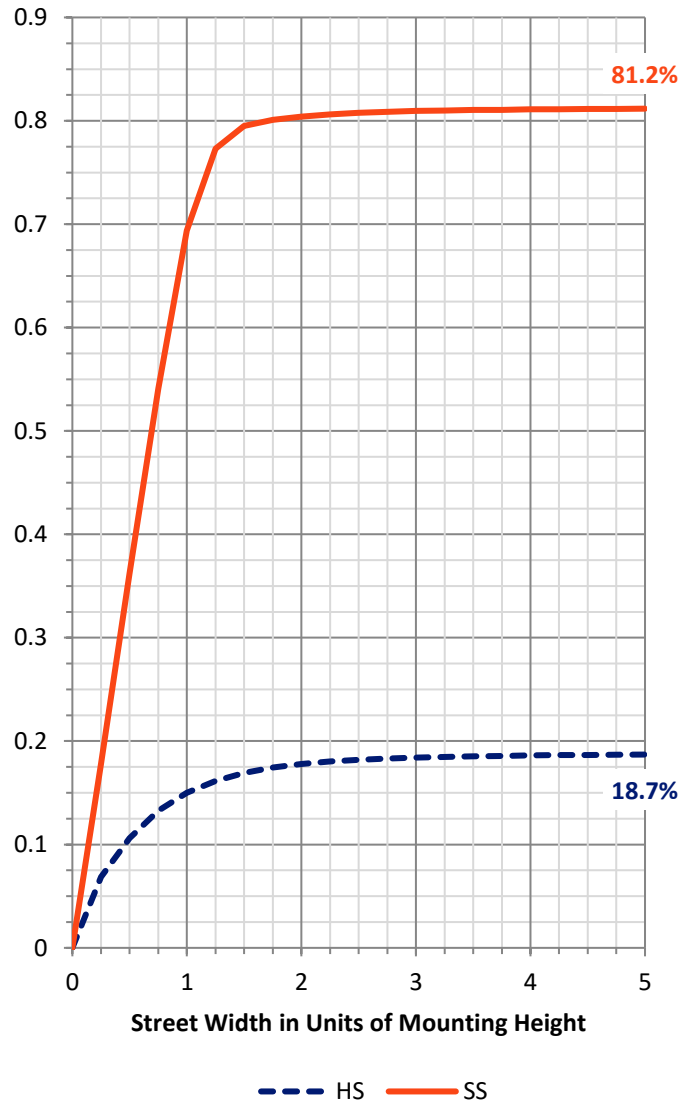
FLUX DISTRIBUTION:

		Downward	Upward	Total
House Side	Lumens	10595.9	0.0	10595.9
	% Fixture	18.8	0.0	18.8
Street Side	Lumens	45772.2	0.0	45772.2
	% Fixture	81.2	0.0	81.2
Total	Lumens	56368.0	0.0	56368.0
	% Fixture	100.0	0.0	100.0

ZONAL LUMENS:

Zone	Lumens	% Fixture
0°-10°	1464.5	2.6
10°-20°	3925.2	7.0
20°-30°	6611.9	11.7
30°-40°	11095.3	19.7
40°-50°	16973.1	30.1
50°-60°	12374.8	22.0
60°-70°	2754.0	4.9
70°-80°	993.3	1.8
80°-90°	175.8	0.3
90°-100°	0.0	0.0
100°-110°	0.0	0.0
110°-120°	0.0	0.0
120°-130°	0.0	0.0
130°-140°	0.0	0.0
140°-150°	0.0	0.0
150°-160°	0.0	0.0
160°-170°	0.0	0.0
170°-180°	0.0	0.0
0°-90°	56368.0	100.0
0°-180°	56368.0	100.0

Coefficient of Utilization

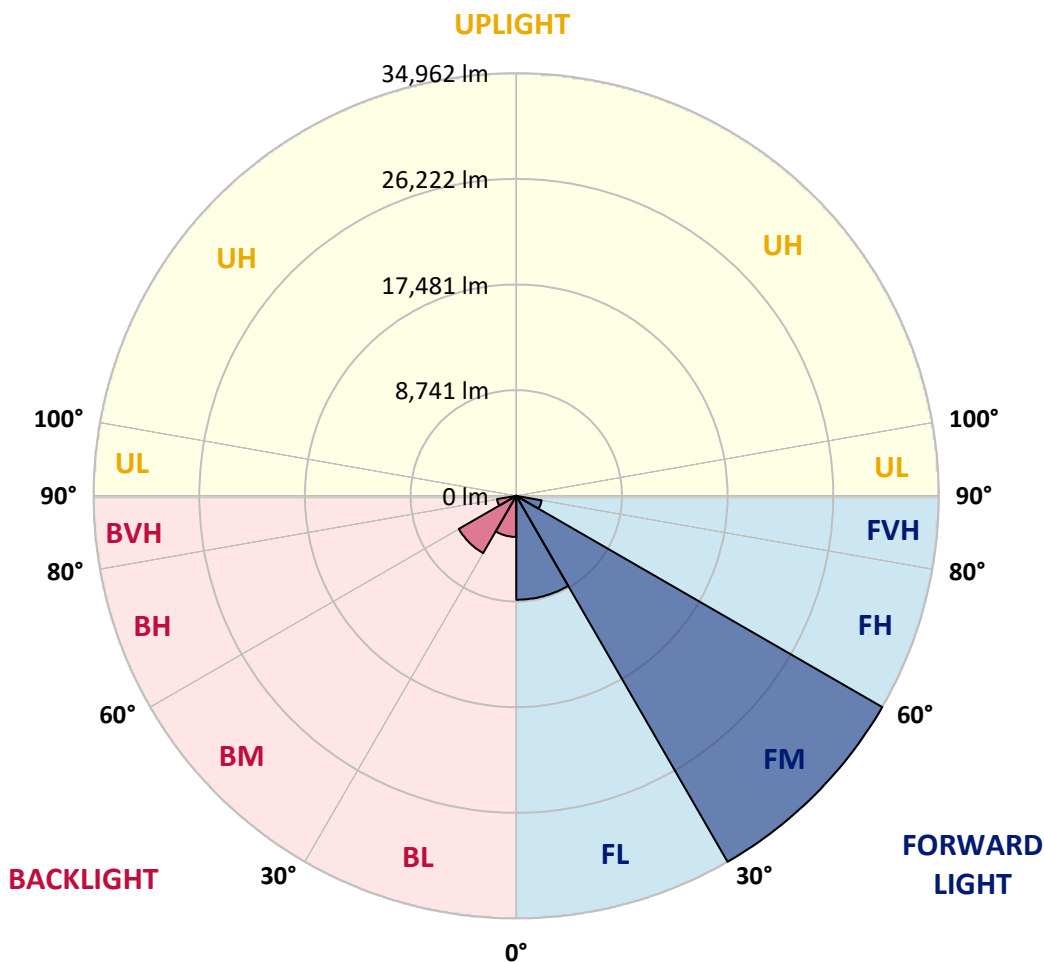


REPORT NUMBER: P533428
 CATALOG NUMBER: GLAN-SA8D-760-U-AFL-GRSWH

LUMINAIRE CLASSIFICATION SYSTEM LUMEN TABLE AND BUG RATING:

Zone	Lumens	% Fixture	Zone Rating/Lumen Limit		
			B	U	G
FL (0°-30°)	8598.0	15.3			
FM (30°-60°)	34962.3	62.0			
FH (60°-80°)	2133.0	3.8			G2/5000
FVH (80°-90°)	78.8	0.1			G1/100
BL (0°-30°)	3403.6	6.0	B4/5000		
BM (30°-60°)	5480.9	9.7	B4/8500		
BH (60°-80°)	1614.3	2.9	B3/2500		G3/2500
BVH (80°-90°)	97.0	0.2			G1/100
UL (90°-100°)	0.0	0.0		U0/0	
UH (100°-180°)	0.0	0.0		U0/0	

BUG Rating: B4-U0-G3
 Type II Short





REPORT NUMBER: P533428

CATALOG NUMBER: GLAN-SA8D-760-U-AFL-GRSWH

CANDELA DISTRIBUTION (FULL):

	0°	5°	15°	25°	35°	45°	52°	55°	65°	75°	85°
0°	15889.2	15889.2	15889.2	15889.2	15889.2	15889.2	15889.2	15889.2	15889.2	15889.2	15889.2
2.5°	18708.4	18348.3	18389.1	18130.9	17852.4	17770.9	17485.6	17213.9	17010.1	16575.3	16174.5
5°	20447.4	20338.7	20175.7	19971.9	19761.3	19245.0	18952.9	18613.3	17866.0	17193.5	16527.8
7.5°	20698.8	20678.4	20766.7	20766.7	20841.4	20644.4	20230.0	19992.3	19197.5	18103.8	16867.4
10°	18932.5	18993.7	19421.6	19978.7	20753.1	21289.8	21221.8	21160.7	20291.2	18796.7	17268.2
12.5°	17526.4	17390.5	17641.8	18117.4	19279.0	20576.5	21452.8	21459.6	21235.4	19904.0	17560.3
15°	16731.6	16826.7	16894.6	17118.8	17995.1	19496.4	21038.4	21493.6	22478.6	20685.2	18022.3
17.5°	17241.0	16921.8	16908.2	16962.5	17410.9	18538.5	20270.8	21052.0	23157.9	21690.6	18592.9
20°	17906.8	17900.0	17709.8	17641.8	17635.0	18640.4	19768.1	20827.8	23517.9	22994.9	19170.3
22.5°	19075.2	19075.2	18762.7	18613.3	18294.0	19116.0	19836.0	20556.1	24115.7	23891.5	19448.8
25°	21031.6	20712.3	20175.7	19808.9	19625.4	19917.5	20556.1	21201.5	24638.8	24842.6	20026.2
27.5°	22838.6	22335.9	22071.0	21439.2	21194.7	21024.8	21609.0	22261.2	25250.2	26323.5	20338.7
30°	24890.1	24801.8	24326.3	23511.1	22906.5	22594.1	23130.7	23776.1	26371.1	27838.4	21058.8
32.5°	28558.5	27756.9	27111.5	26112.9	25127.9	24462.2	24992.0	25420.0	28232.4	29421.2	21846.8
35°	32518.9	32260.7	31146.6	29346.5	27838.4	27240.6	27553.1	27872.3	30399.4	31839.5	23171.5
37.5°	36411.3	36058.1	35141.0	33626.1	31792.0	30576.0	30800.2	31173.8	32831.3	35100.3	24788.2
40°	39210.1	38775.4	38313.4	38089.3	36268.7	34604.4	34475.3	34570.4	36119.2	38157.2	26581.6
42.5°	39413.9	39950.6	40093.2	40996.7	40568.8	39203.3	38408.5	38428.9	39257.7	41180.1	28395.4
45°	38986.0	38490.1	39543.0	42008.9	43421.9	44060.4	42722.2	42552.4	41200.5	42932.8	29298.9
47.5°	34495.7	34631.5	36411.3	40310.6	44393.3	47246.4	46934.0	46370.1	42239.9	42871.6	29156.2
50°	27267.8	28089.7	29740.5	34597.6	41676.0	47749.1	49590.1	48285.8	41621.7	41186.9	27702.5
52.5°	18158.1	18497.8	19584.7	25854.8	33510.7	42681.4	46533.2	46832.1	41051.1	38979.2	25861.6
55°	8083.9	8056.7	9585.2	13504.8	21024.8	32478.1	38021.3	39841.9	38856.9	36730.6	24068.2
57.5°	3423.8	3539.2	4164.2	5835.3	10339.2	19598.3	25759.7	27356.1	29883.1	30161.6	18463.8
60°	2316.5	2330.1	2499.9	2921.1	4327.2	9204.7	13511.6	15427.3	17234.3	17112.0	9795.7
62.5°	1820.6	1868.1	1997.2	2167.0	2567.8	4177.8	6045.9	7112.4	7227.9	6079.9	3715.9
65°	1555.6	1562.4	1691.5	1834.2	2010.8	2432.0	2914.3	2968.6	3002.6	2893.9	2730.9
67.5°	1283.9	1297.5	1399.4	1562.4	1725.5	1861.3	1997.2	2065.1	2221.4	2527.1	2486.3
70°	1019.0	1039.4	1127.7	1263.5	1413.0	1494.5	1664.3	1725.5	1868.1	2105.9	2201.0
72.5°	774.4	781.2	855.9	951.0	1086.9	1168.4	1311.1	1379.0	1474.1	1677.9	1766.2
75°	557.0	577.4	631.8	679.3	699.7	754.0	889.9	964.6	1100.5	1188.8	1195.6
77.5°	292.1	305.7	319.3	319.3	387.2	489.1	577.4	618.2	713.3	781.2	747.2
80°	115.5	122.3	156.2	210.6	271.7	353.2	414.4	434.8	516.3	557.0	577.4
82.5°	67.9	74.7	101.9	149.4	197.0	251.3	298.9	319.3	373.6	421.2	434.8
85°	34.0	40.8	61.1	95.1	129.1	156.2	149.4	142.7	142.7	135.9	142.7
87.5°	13.6	13.6	20.4	20.4	20.4	27.2	34.0	34.0	34.0	40.8	40.8
90°	0.0	0.0	0.0	0.0	0.0	0.0	0.0	0.0	0.0	0.0	0.0



REPORT NUMBER: P533428

CATALOG NUMBER: GLAN-SA8D-760-U-AFL-GRSWH

CANDELA DISTRIBUTION (continued):

	90°	95°	105°	115°	125°	135°	145°	155°	165°	175°	180°
0°	15889.2	15889.2	15889.2	15889.2	15889.2	15889.2	15889.2	15889.2	15889.2	15889.2	15889.2
2.5°	15909.6	15637.9	15386.5	14924.6	14421.9	14279.2	13695.0	13484.4	13335.0	13158.4	13104.0
5°	15991.1	15631.1	14822.7	13892.0	13151.6	12200.5	11575.5	10903.0	10413.9	10291.6	10257.7
7.5°	16160.9	15542.8	14150.2	12744.0	11229.1	9938.4	8953.4	8423.5	7954.8	7927.6	7880.1
10°	16351.1	15277.8	13416.5	11208.7	9272.7	8077.1	7486.1	7255.1	7139.6	7112.4	7098.9
12.5°	16507.4	15223.5	12594.5	9714.2	7886.9	7166.8	6990.2	6969.8	7017.3	7030.9	7058.1
15°	16575.3	15006.1	11602.7	8376.0	7024.1	6759.2	6833.9	6915.4	6949.4	7037.7	6969.8
17.5°	16704.4	14727.6	10380.0	7316.2	6541.8	6589.4	6718.4	6813.5	6867.9	6929.0	6840.7
20°	16772.3	14476.2	9231.9	6684.5	6372.0	6460.3	6636.9	6711.6	6779.6	6806.7	6704.9
22.5°	16711.2	13959.9	8219.7	6175.0	6208.9	6324.4	6480.7	6562.2	6521.4	6412.7	6351.6
25°	16548.1	13233.1	7166.8	5848.9	5978.0	6181.8	6304.1	6242.9	6168.2	6107.1	6086.7
27.5°	16541.3	12343.2	6406.0	5550.0	5781.0	6059.5	6018.7	5964.4	5998.4	5950.8	5896.5
30°	16575.3	11480.4	5781.0	5380.2	5638.3	5774.2	5821.7	5767.4	5808.2	5719.8	5747.0
32.5°	16398.7	10638.1	5373.4	5183.2	5468.5	5461.7	5617.9	5658.7	5563.6	5380.2	5407.4
35°	16473.4	9958.8	5026.9	5094.9	5278.3	5278.3	5400.6	5353.0	5101.7	4993.0	5020.1
37.5°	16989.7	9293.0	4857.1	4972.6	5094.9	5149.2	5108.5	4904.7	4843.5	4843.5	4857.1
40°	17478.8	8722.4	4755.2	4945.4	4925.0	4959.0	4660.1	4680.5	4680.5	4687.3	4653.3
42.5°	17913.6	8335.2	4673.7	4782.4	4816.4	4639.7	4456.3	4435.9	4483.5	4476.7	4449.5
45°	18069.8	8015.9	4558.2	4599.0	4626.1	4334.0	4245.7	4205.0	4259.3	4279.7	4306.9
47.5°	17472.0	7751.0	4429.1	4347.6	4293.3	4103.1	3987.6	3912.9	3980.8	4096.3	4123.4
50°	16704.4	7404.5	4225.3	4069.1	3953.6	3872.1	3790.6	3715.9	3763.4	3844.9	3824.5
52.5°	15569.9	6861.1	3967.2	3804.2	3607.2	3627.5	3552.8	3512.1	3539.2	3539.2	3518.9
55°	13953.2	5638.3	3532.4	3417.0	3253.9	3308.3	3321.9	3267.5	3213.2	3260.7	3220.0
57.5°	9524.0	3980.8	3152.0	3152.0	2989.0	3063.7	3056.9	2927.9	2798.8	2812.4	2785.2
60°	5509.3	3172.4	2907.5	2880.3	2710.5	2771.6	2785.2	2696.9	2499.9	2513.5	2486.3
62.5°	3131.6	2710.5	2540.6	2499.9	2465.9	2520.3	2520.3	2404.8	2235.0	2248.5	2221.4
65°	2662.9	2513.5	2268.9	2262.1	2248.5	2262.1	2207.8	2085.5	1936.1	1874.9	1881.7
67.5°	2418.4	2323.3	2085.5	2024.4	1983.6	1976.8	1874.9	1759.4	1691.5	1637.2	1630.4
70°	2119.5	2044.7	1868.1	1786.6	1745.8	1650.7	1548.8	1474.1	1379.0	1351.8	1379.0
72.5°	1677.9	1671.1	1603.2	1514.9	1426.6	1351.8	1263.5	1161.6	1073.3	1052.9	1005.4
75°	1161.6	1175.2	1188.8	1175.2	1100.5	1005.4	903.5	822.0	713.3	652.1	638.6
77.5°	760.8	781.2	801.6	774.4	726.9	638.6	570.6	468.7	387.2	339.7	332.9
80°	557.0	584.2	597.8	577.4	523.1	455.1	380.4	298.9	237.8	197.0	197.0
82.5°	428.0	455.1	468.7	434.8	380.4	326.1	271.7	210.6	163.0	129.1	122.3
85°	149.4	142.7	169.8	176.6	210.6	197.0	163.0	122.3	95.1	67.9	61.1
87.5°	40.8	40.8	47.6	47.6	40.8	34.0	34.0	34.0	27.2	20.4	20.4
90°	0.0	0.0	0.0	0.0	0.0	0.0	0.0	0.0	0.0	0.0	0.0

(END OF REPORT)